




ALWAYSE



**AIR CARGO
HANDLING**

BALL TRANSFER UNITS



ALWAYSE ENGINEERING LIMITED

WARNER STREET BIRMINGHAM B12 0JG ENGLAND
TELEPHONE +44(0)121-772 8481 FAX +44(0)121 771 0327

BALL MATS/DECKS



ALWAYSE ENGINEERING have many years experience in all aspects of ball decking including ancillary equipment such as gravity roller conveyors scissor lifts, weighing areas etc. We offer a comprehensive service in consultancy, design, manufacture, installation and put our fifty years experience of ball transfer manufacture and application at your disposal.

MODULAR SYSTEM

The ALWAYSE MODULAR system of ball decking comprises ball channel that are welded together to form a single rigid area. This combines the strength of individual channels but eliminates the task of individual fixing, as normally four corner fasteners suffice. The modular system allows rapid replacement in the event of damage or simply to distribute wear evenly.

CHANNEL SYSTEM

Ball channel is a very rapid and flexible means of providing ball decking. The system can accommodate irregular perimeter contours that are existing obstructions such as support stanchions etc. Individual channels are easy to fix and to replace for maintenance purposes. Walkways can easily be created by fitting plain channels where the walkways are required. Channels can be treated with a non slip surface or manufactured from galvanised steel for corrosion resistance.

BALL PLATES

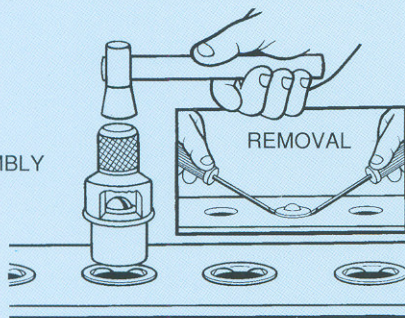
Ball plates are normally of thicker material compared with ball channel or ball platforms. The thicker material produces a stronger deck and the absence of support braces normally gives a lower profile deck if required. The surface of the deck is unbroken having less jointing faces than channel. Ball units can be attached through the thicker materials by using one of our "Easy fixing clips".

METHODS OF FIXING BALL UNITS



CL 14 CLIP

ASSEMBLY



Ref. 1030



Ref. 1010



CL13



CL12

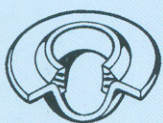


CL13

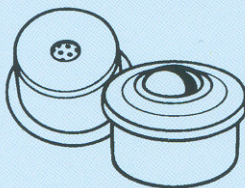


CL11

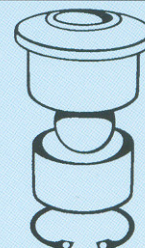
BALL UNITS DESIGNED BY ALWAYSE FOR CARGO/BAGGAGE HANDLING



A special of the 1 1/4" (32mm) 'flying saucer' unit with a solid steel reinforced inner ring gives 125kg load and protection from overhead damage.



The new patented multi-hole base gives an extra 600% hole area for dirt to escape - another first from ALWAYSE Available in the 800-30 series. Load capacity 350kgs.






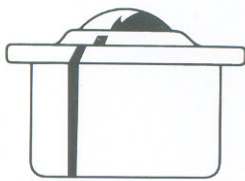




Similar to the 800-30 series but offers the opportunity to dismantle clean and re-assemble. Load capacity 350kgs.

FREE TECHNICAL ADVICE SERVICE

ALWAYSE ENGINEERING are pleased to offer advice on manual Ball Mats/Decks with regard to design, manufacture and installation for companies throughout the World. Under special circumstances we can manufacture 'special' ball units to suit a particular application. Such as a different seal or method of fixing.

CARGO HANDLING BALL TRANSFERS



 <p>Ref. 3000, 1000, 1035, 2000</p>	<p>Probably the most popular type of Airport Ball Unit in Europe. Available in 19mm, 25mm, 32mm and 40mm dia ball sizes with the 32mm the most popular with a load capacity of 125kg. Fixing by 2 or 3 hole rivets and available in galvanised mild steel/carbon steel ball or all stainless steel.</p>	 <p>800 Range</p>	<p>A very popular heavy duty ball unit, available with 22mm, 30mm, 45mm, and 60mm dia balls and load capacity from 180-1500kgs. Can be fitted with CL12, CL14 and or CL15 clips - an excellent unit with the multi-hole dirt base.</p>
 <p>Euro Range</p>	<p>Available with 15mm, 22mm, 30mm or 45mm dia ball and loads from 45-550kgs. galvanised mild steel or all stainless steel and fitted with the CL14 clip. Fills the range between the range between the 'flying saucers' and the heavy duty units.</p>	 <p>Hevi-Load Range</p>	<p>The Hevi-Load range are heavy capacity units - 4 types of fixing and 2 ton maximum capacity on the 2" ball dia units. The design is unique to ALWAYSE.</p>
 <p>Heavy Duty</p>	<p>Heavy duty range available with 60mm, 76mm or 90mm dia balls and capacity of 1500-4000kgs, for the really heavy weight applications. Special versions can also be produced.</p>	 <p>Spring Loaded</p>	<p>A special range of Spring Loaded units especially for applications where severe shock loading is encountered. Supported loads (before the spring deflects) are from 30-170kgs each.</p>
 <p>Ref. 4001</p>	<p>A very strong unit 50mm dia ball with a load capacity of 340 kgs ideal for the edge of ball mats available in galvanised mild steel/carbon steel balls and all stainless steel.</p>	<p style="text-align: center;">STATEMENT</p> <p><i>"ALWAYSE ENGINEERING has been established since 1939 and are the original inventors of the Ball Transfer Unit. The company can now offer over 146 different models in 5,000+ specifications. Worldwide agents are established in over 40 countries."</i></p>	