

珠巢型

Needle roller and cage assemblies

英制一般工業用
For industrial purpose

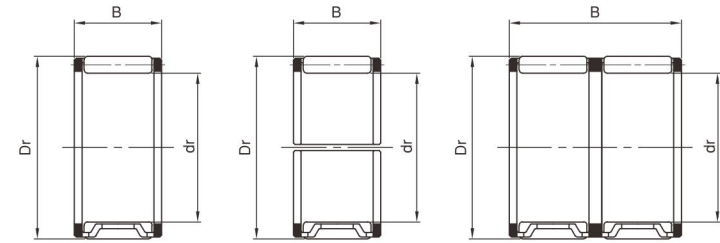
WJ

WJ

WJG

WJ...W

WJG...W



WJ

WJG

WJ...W

配合軸徑 Suitable diameter	軸承型號 Series		單位重 Weight	尺寸 Dimensions mm	
	標準尺寸 Standard size 1/16 inch	特殊尺寸 Special size inch		dr	Dr
1/2	WJ 081210		13	1/2	3/4
5/8	WJ 101616		18	5/8	1
3/4	WJ 121616		22	3/4	1
51/64		0.797x1.109x0.72	28	51/64	1 7/64
		0.797x1.109x1	36	51/64	1 7/64
13/16		0.813x1.125x0.72	28	13/16	1 1/8
	WJ 131816		35	13/16	1 1/8
7/8	WJ 141816		50	7/8	1 1/8
1	WJ 162112		45	1	1 5/16
	WJ 162116		61	1	1 5/16
	WJ 162120		70	1	1 5/16
	WJ 162214		68	1	1 3/8
	WJ 162216		68	1	1 3/8
1 3/64		1.047x1.359x1	45	1 3/64	1 23/64
1 1/16	WJ 172216		44	1 1/16	1 3/8

(1)除了標準的型號之外，SYI亦接受訂製特殊的尺寸規格，特殊型號標示為WJ dr x Dr x B例如WJ 1.141X1.453X0.75。
Other than the series shown above, custom-made orders are available according to the series number WJ drxDxB.

(2)當使用油脂潤滑時，極限回轉速為表列數值的60%。
With grease lubrication, 60% of the values given in the tables are permissible.

B	相當公制軸承型號 mm dr x Dr x B	基本額定負荷 Basic load ratings		極限回轉速 Limited Speed 機油潤滑 Oil rpm (2)
		動 Dynamic C lbf	靜 Static Co lbf	
5/8	KT 12.7X19.05X15.875	2800	2800	25000
1	KT 15.875X25.40X25.40	6000	6300	20000
1	KT 19.05X25.40X25.40	6100	8400	22000
23/32	KT 20.24X28.18X18.26	4700	6100	20000
1	KT 20.24X28.18X25.40	6000	8400	20000
23/32	KT 20.64X28.575X18.26	4700	6100	20000
1	KT 20.64X28.575X25.40	6000	8400	20000
1	KT 22.225X28.575X25.40	6600	9800	18000
3/4	KT 25.40X33.34X19.05	5200	7300	17000
1	KT 25.40X33.34X25.40	6500	9800	17000
1 1/4	KT 25.40X33.34X31.75	8300	13400	17000
7/8	KT 25.40X34.93X22.23	7100	8500	16000
1	KT 25.40X34.93X25.40	7500	9200	16000
1	KT 26.59X34.53X25.40	7300	11600	16000
1	KT 26.99X34.93X25.40	7300	11700	16000

珠巢型

Needle roller and cage assemblies

英制一般工業用
For industrial purpose

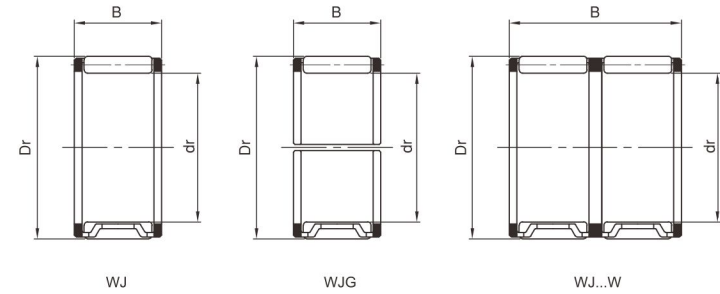
WJ

WJ

WJG

WJ...W

WJG...W



WJ

WJG

WJ...W

配合軸徑 Suitable diameter	軸承型號 Series		單位重 Weight	尺寸 Dimensions mm	
	標準尺寸 Standard size 1/16 inch	特殊尺寸 Special size inch		dr	Dr
1 1/8	WJ 182416		99	1 1/8	1 1/2
	WJ 182420		122	1 1/8	1 1/2
1 1/4	WJ 202612		51	1 1/4	1 5/8
	WJ 202616		68	1 1/4	1 5/8
1 3/8	WJ 222711		43	1 3/8	1 11/16
	WJ 222720		58	1 3/8	1 11/16
1.3878		1.388X1.700X0.72	46	1.388	1.700
		1.388X1.700X1.25	65	1.388	1.700
1.3883		1.388X1.701X0.73	48	1.388	1.701
		1.388X1.701X1.00	55	1.388	1.701
		1.388X1.701X1.25	70	1.388	1.701
1 1/2	WJ 243020		105	1 1/2	1 7/8
	WJ 243024		125	1 1/2	1 7/8
	WJ 243216		185	1 1/2	2

(1)除了標準的型號之外，SYI亦接受訂製特殊的尺寸規格，特殊型號標示為WJ dr x Dr x B例如WJ 1.141X1.453X0.75。
Other than the series shown above, custom-made orders are available according to the series number WJ drXDrXB.

(2)當使用油脂潤滑時，極限回轉速為表列數值的60%。

With grease lubrication, 60% of the values given in the tables are permissible.

B	相當公制軸承型號 mm dr x Dr x B	基本額定負荷 Basic load ratings		極限回轉速 Limited Speed 機油潤滑 Oil rpm (2)
		動 Dynamic C lbf	靜 Static Co lbf	
1	KT 28.575X38.10X25.40	8700	11500	15000
1 1/4	KT 28.575X38.10X31.75	10700	14900	15000
3/4	KT 31.75X41.28X19.05	7300	9400	13000
1	KT 31.75X41.28X25.40	9100	12500	13000
1 1/16	KT 34.93X42.86X17.46	6200	10100	14000
1 1/4	KT 34.93X42.86X31.75	9900	18500	14000
0.72	KT 35.25X43.20X18.26	6200	10100	13000
1.25	KT 35.25X43.20X31.75	9900	18600	13000
0.73	KT 35.262X43.20X18.50	6400	10600	13000
1	KT 35.262X43.20X25.40	8800	15800	13000
1.25	KT 35.262X43.20X31.60	10600	20200	13000
1 1/4	KT 38.10X47.63X31.75	12500	19800	12000
1 1/2	KT 38.10X47.63X38.10	14700	24300	12000
1	KT 38.10X50.80X25.40	11900	15300	11000

珠巢型

Needle roller and cage assemblies

英制一般工業用
For industrial purpose

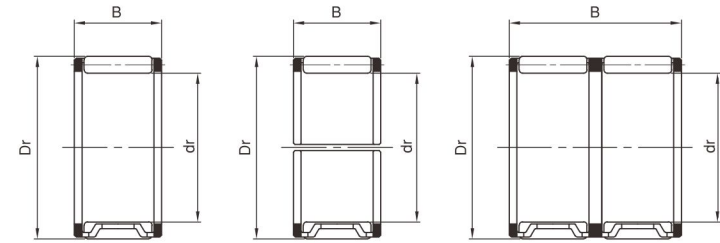
WJ

WJ

WJG

WJ...W

WJG...W



WJ

WJG

WJ...W

配合軸徑 Suitable diameter	軸承型號 Series		單位重 Weight	尺寸 Dimensions mm	
	標準尺寸 Standard size 1/16 inch	特殊尺寸 Special size inch		dr	Dr
1.6694		1.669x2.044x0.86	76	1.669	2.044
		1.669x2.044x1.00	88	1.669	2.044
		1.669x2.044x1.25	109	1.669	2.044
1 43/64		1.672x2.297x1.25	220	1 43/64	2 19/64
2	WJ 323816		150	2	2 3/8
	WJ 323824		230	2	2 3/8
2 1/8	WJ 344024		232	2 1/8	2 1/2

B	相當公制軸承型號 mm dr x Dr x B	基本額定負荷 Basic load ratings		極限回轉速 Limited Speed 機油潤滑 Oil rpm (2)
		動 Dynamic C lbf	靜 Static Co lbf	
0.86	KT 42.403X51.927X21.8	10400	16100	11000
1	KT 42.403X51.927X25.2	11800	18900	11000
1.25	KT 42.403X51.927X31.75	14800	25400	11000
1 1/4	KT 42.466X58.341X31.75	17500	24500	11000
1	KT 50.80X60.33X25.40	11300	19200	9000
1 1/2	KT 50.80X60.33X38.10	17400	33300	9000
1 1/2	KT 53.975X63.50X38.10	17400	33500	8500

(1)除了標準的型號之外，SYI亦接受訂製特殊的尺寸規格，特殊型號標示為WJ dr x Dr x B例如WJ 1.141X1.453X0.75。
Other than the series shown above, custom-made orders are available according to the series number WJ drXDrXB.

(2)當使用油脂潤滑時，極限回轉速為表列數值的60%。
With grease lubrication, 60% of the values given in the tables are permissible.