

## 英制 Inch Size

## 車削型

Needle Roller Bearings

英制標準式\_無內輪  
With ribs-without inner ring英制標準式\_有內輪  
With ribs-with inner ring

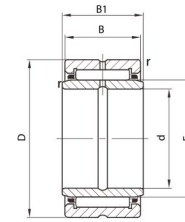
MR+MI



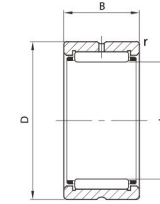
MR



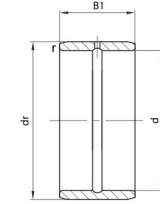
MI

MR  
MR+MI

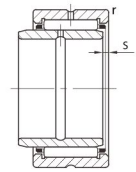
MR+MI



MR



MI



SYI

軸徑 d	軸承型號 Series	單位重 Weight	尺寸 Dimensions			
			dr.F		D	
(inch) mm	MR dr D B + MI d F B1 1/16 inch	g	inch	mm	inch	mm
(3/8) 9.525	MR 101812 + MI 061012	78	5/8	15.875	1 1/8	28.575
	MR 101816 + MI 061016	98	5/8	15.875	1 1/8	28.575
(1/2) 12.700	MR 122012 + MI 081212	87	3/4	19.050	1 1/4	31.750
	MR 122016 + MI 081216	107	3/4	19.050	1 1/4	31.750
(5/8) 15.875	MR 142212 + MI 101412	100	7/8	22.225	1 3/8	34.925
	MR 142216 + MI 101416	131	7/8	22.225	1 3/8	34.925
(3/4) 19.050	MR 162412 + MI 121612	123	1	25.400	1 1/2	38.100
	MR 162416 + MI 121616	151	1	25.400	1 1/2	38.100
(7/8) 22.225	MR 182616 + MI 141816	160	1 1/8	28.575	1 5/8	41.275
	MR 182620 + MI 141820	204	1 1/8	28.585	1 5/8	41.275
(1) 25.400	MR 202816 + MI 162016	182	1 1/4	31.750	1 3/4	44.450
	MR 202820 + MI 162020	228	1 1/4	31.750	1 3/4	44.450
(1 1/8) 28.575	MR 223016 + MI 182216	204	1 3/8	34.925	1 7/8	47.625
	MR 223020 + MI 182220	241	1 3/8	34.925	1 7/8	47.625
(1 1/4) 31.750	MR 243316 + MI 202416	273	1 1/2	38.100	2 1/16	52.388
	MR 243320 + MI 202420	314	1 1/2	38.100	2 1/16	52.388

(1)相對於外輪端面·內輪的軸向偏移量。

Permissible axial displacement of the inner ring is in the relation to the outer ring.

(2)當使用油脂潤滑時·極限回轉速為表列數值的60%。

With grease lubrication, 60% of the values given in the tables are permissible.

尺寸 Dimensions						基本額定負荷 Basic load ratings		極限回轉速 Limited Speed
B		B1		S (1)	r	動 Dynamic C	靜 Static Co	機油潤滑 Oil
inch	mm	inch	mm	mm	mm	kgf	kgf	rpm (2)
3/4	19.05	0.76	19.30	2	0.6	1820	1850	25000
1	25.40	1.01	25.65	3	0.6	2290	2490	25000
3/4	19.05	0.76	19.30	4	1	2250	2550	21000
1	25.40	1.01	25.65	2	1	2840	3440	21000
3/4	19.05	0.76	19.30	1	1	2380	2830	18000
1	25.40	1.01	25.65	2	1	3000	3820	18000
3/4	19.05	0.76	19.30	1	1	2620	3330	16000
1	25.40	1.01	25.65	1.5	1	3300	4490	16000
1	25.40	1.01	25.65	1.5	1	3600	5170	14000
1 1/4	31.75	1.26	32.00	2	1	4440	6780	14000
1	25.40	1.01	25.65	1.5	1	3710	5540	13000
1 1/4	31.75	1.26	32.00	2	1	4580	7260	13000
1	25.40	1.01	25.65	3	1	3960	6220	11000
1 1/4	31.75	1.26	32.00	2	1	4890	8150	11000
1	25.40	1.01	25.65	0.8	1.5	4490	6970	11000
1 1/4	31.75	1.26	32.00	1	1.5	5550	9140	11000

(3)1kgf=9.807N=2.205 lbf

## 英制 Inch Size

## 車削型

Needle Roller Bearings

英制標準式\_無內輪  
With ribs-without inner ring英制標準式\_有內輪  
With ribs-with inner ring

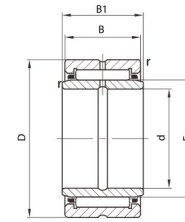
MR+MI



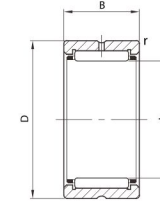
MR



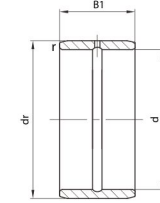
MI

MR  
MR+MI

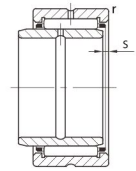
MR+MI



MR



MI



SYI

軸徑 d	軸承型號 Series	單位重 Weight	尺寸 Dimensions			
			dr.F		D	
(inch) mm	MR dr D B + MI d F B1 1/16 inch	g	inch	mm	inch	mm
(1 5/16) 33.338	MR 263516 + MI 212616	301	1 5/8	41.275	2 3/16	55.563
	MR 263520 + MI 212620	350	1 5/8	41.275	2 3/16	55.563
(1 3/8) 34.925	MR 283716 + MI 222816	334	1 3/4	44.450	2 5/16	58.738
	MR 283720 + MI 222820	395	1 3/4	44.450	2 5/16	58.738
(1 9/16) 39.688	MR 303920 + MI 253020	406	1 7/8	47.625	2 7/16	61.912
(1 5/8) 41.275	MR 324116 + MI 263216	386	2	50.800	2 9/16	65.088
	MR 324120 + MI 263220	451	2	50.800	2 9/16	65.088
(1 3/4) 44.450	MR 364824 + MI 283624	800	2 1/4	57.150	3	76.200
	MR 364828 + MI 283628	936	2 1/4	57.150	3	76.200
(2) 50.800	MR 405224 + MI 324024	896	2 1/2	63.500	3 1/4	82.550
	MR 405228 + MI 324028	1050	2 1/2	63.500	3 1/4	82.550

(1)相對於外輪端面·內輪的軸向偏移量。

Permissible axial displacement of the inner ring is in the relation to the outer ring.

(2)當使用油脂潤滑時·極限回轉速為表列數值的60%。

With grease lubrication, 60% of the values given in the tables are permissible.

尺寸 Dimensions						基本額定負荷 Basic load ratings		極限回轉速 Limited Speed
B		B1		S (1)	r	動 Dynamic C	靜 Static Co	機油潤滑 Oil
inch	mm	inch	mm	mm	mm	kgf	kgf	rpm (2)
1	25.40	1.01	25.65	0.8	1.5	4580	7380	10000
1 1/4	31.75	1.26	32.00	1	1.5	5660	9680	10000
1	25.40	1.01	25.65	0.8	1.5	4750	7790	9000
1 1/4	31.75	1.26	32.00	1	1.5	5860	10200	9000
1 1/4	31.75	1.26	32.00	1	1.5	5940	10700	8500
1	25.40	1.01	25.65	0.8	1.5	5120	8960	8000
1 1/4	31.75	1.26	32.00	1	1.5	6330	11700	8000
1 1/2	38.10	1.51	38.35	2.5	1.5	9250	16400	7000
1 3/4	44.45	1.76	44.70	3	1.5	10900	20400	7000
1 1/2	38.10	1.51	38.35	2.5	1.5	9660	18000	6500
1 3/4	44.45	1.76	44.70	3	2	11400	22300	6500

(3)1kgf=9.807N=2.205 lbf